

3-dimensional modular system BASIC

Reinforced glassfibre polyester parts, sandwich construction, insulated with polyurethane foam core
 Textured surface in grey RAL 7032
 Protection class IP65: single door
 Protection class IP54: double door

Vertical c-rails provided on the rear wall
 Door locking: Double-bit lock insert in stainless steel for cabinet series 100 with single doors; otherwise with additional three-point locking device and swing handle.

Arrangement

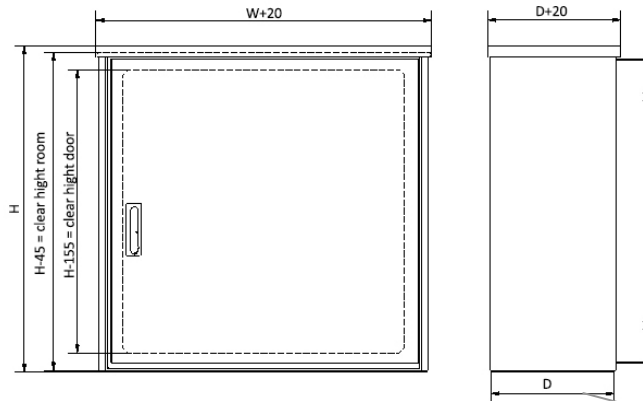
Floor
 Sandwich-floor with PU-foam core 25 mm (standard)
 Upon special request: GRP 5 mm
 GRP 5 mm with opening size (floor version C BASIC)

Options

MP mounting plate
 FA/FS acrylic glass/ safety glass window

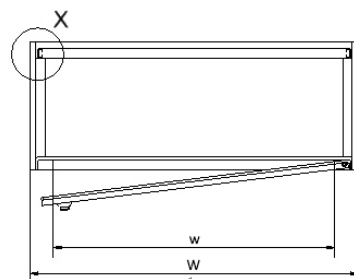
SG Burglary-resistant swing handle with profile cylinder to DIN 18252 (lockable) series 100, single door
 C-VA Vertical c-rails in stainless steel instead of anodized aluminium
 GO Antistatic to avoid electrostatic charges according to EN IEC 60079-0
 SB Floor fastening (see data sheet [SD526](#) „Fastenings for BASIC floor versions“)
 WA Wall fastening inside/ outside
 SZ Ground vault for installation in the ground

All combinations are possible !



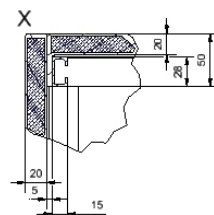
Height

Type	Height H
<input type="checkbox"/> 100	1045
<input type="checkbox"/> 125	1295
<input type="checkbox"/> 150	1545
<input type="checkbox"/> 175	1795
<input type="checkbox"/> 200	2045



Depth

Type	Depth D
<input type="checkbox"/> 030	300
<input type="checkbox"/> 040	400
<input type="checkbox"/> 060	600
<input type="checkbox"/> 080	800
<input type="checkbox"/> 100	1000



Width

Type	Width W	Doors
<input type="checkbox"/> 040	440	Single door
<input type="checkbox"/> 060	640	
<input type="checkbox"/> 080	840	
<input type="checkbox"/> 100	1040	
<input type="checkbox"/> 129	1290	Double door

The cabinet designation is composed of the individual types, e.g.

100.080.060

Height. Width. Depth